


Name: \_\_\_\_\_



## **First Grade Homework Room 6 & 18**

Week of: January 6, 2014

**Return on: January 10, 2014**

**\* The spelling test is on Friday, January 10.**

### **Instructions:**

1. Read daily for at least 15 minutes and complete the attached reading log. Work on the other attached worksheets. Complete at least one math, one Language Arts, and one Chinese page each day.
2. Please have an adult check your work, and have them help you correct any errors.
3. Turn in completed packet on **Friday**.

My child has completed all of the assigned homework and we have reviewed it together.

Parent Signature: \_\_\_\_\_

**\*Room 6 :**

English spelling test: Every Friday or the last day of the week

Chinese word test: Every Monday or the first day of the week


Welcome back. Hope you had a great break.

***First Grade Spelling Words***  
***Theme 3 Week 4***



1.     **joke**
2.     **nose**
3.     **note**
4.     **woke**
5.     **cute**
6.     **cube**
7.     **chop**
8.     **whale**
9.     **old**
10.    **new**

**Challenge words:**  
**close        spoke**



Please read with your child for 15 minutes each day

# Reading Log

One upon  
a time



Sample	Book Title	Minutes	Adult Signature
	My Friend Rabbit	15	
Monday	Book Title	Minutes	Adult Signature
Tuesday	Book Title	Minutes	Adult Signature
Wednesday	Book Title	Minutes	Adult Signature
Thursday	Book Title	Minutes	Adult Signature



## Spelling Homework

Write your spelling words three times each.

1. \_\_\_\_\_
2. \_\_\_\_\_
3. \_\_\_\_\_
4. \_\_\_\_\_
5. \_\_\_\_\_
6. \_\_\_\_\_
7. \_\_\_\_\_
8. \_\_\_\_\_
9. \_\_\_\_\_
10. \_\_\_\_\_

Write your spelling words in ABC order:

\_\_\_\_\_, \_\_\_\_\_, \_\_\_\_\_

\_\_\_\_\_, \_\_\_\_\_, \_\_\_\_\_

\_\_\_\_\_, \_\_\_\_\_, \_\_\_\_\_

\_\_\_\_\_

Name \_\_\_\_\_

**As I read, I will pay attention to the exclamation marks.**

Mole poked his head into a hole.  
07 The hole went down into his home.  
14 He saw two bright eyes. "Who is in my hole?" he asked.  
26 "It's me," said a small fox.  
32 "You can't be in my hole. Please leave! Get out!" said Mole.  
44 "This is a very nice place," said the small fox.  
54 "Maybe we can share it."  
59 "You are a small fox, but you are way too big  
70 for my hole!" said Mole.  
75 "Let's work together. We will dig a new hole for you  
86 near mine," said Mole. 90

Please practice reading this fluency passage daily. The goal is to be able to read it smoothly without errors. If it is difficult, master a sentence a day. If it has become easy, just read it once through and then read a book of your choice. This can help count toward the 15 minutes of reading each day.

My child has read this passage each day.

Parent signature \_\_\_\_\_



Name \_\_\_\_\_

**Circle the mistake in each sentence. Write the correct spelling on the line.**

1. I am takeing out the wagon. \_\_\_\_\_  
\_\_\_\_\_

2. Dad is bakeing a cake. \_\_\_\_\_  
\_\_\_\_\_

3. Liz gradeed the test. \_\_\_\_\_  
\_\_\_\_\_

4. Tom bakeed a cake. \_\_\_\_\_  
\_\_\_\_\_

5. I am tapeing the gift. \_\_\_\_\_  
\_\_\_\_\_

6. It fadeed in the sun. \_\_\_\_\_  
\_\_\_\_\_

7. Rakeing up trash is a big job. \_\_\_\_\_  
\_\_\_\_\_

8. Gram tapeed the box shut. \_\_\_\_\_  
\_\_\_\_\_

Name \_\_\_\_\_

Look at each set of words. One word in each set is spelled correctly. Use a pencil to fill in the circle in front of that word. Sample A is done for you.

**Sample A:**

- |                                  |                                   |                                    |
|----------------------------------|-----------------------------------|------------------------------------|
| <input type="radio"/> A. schopp  | 1. <input type="radio"/> A. maik  | 2. <input type="radio"/> A. taik   |
| <input type="radio"/> B. shop    | <input type="radio"/> B. mak      | <input type="radio"/> B. tak       |
| <input type="radio"/> C. sohph   | <input type="radio"/> C. make     | <input type="radio"/> C. take      |
| 3. <input type="radio"/> A. came | 4. <input type="radio"/> A. gayme | 5. <input type="radio"/> A. gayt   |
| <input type="radio"/> B. caime   | <input type="radio"/> B. game     | <input type="radio"/> B. gait      |
| <input type="radio"/> C. caim    | <input type="radio"/> C. gaime    | <input type="radio"/> C. gate      |
| 6. <input type="radio"/> A. late | 7. <input type="radio"/> A. pagge | 8. <input type="radio"/> A. spaice |
| <input type="radio"/> B. laite   | <input type="radio"/> B. payge    | <input type="radio"/> B. space     |
| <input type="radio"/> C. layt    | <input type="radio"/> C. page     | <input type="radio"/> C. spase     |

Name \_\_\_\_\_

**Write a sentence that tells about each picture.**

**Then draw a picture and write a sentence to finish the story.**




---

---

---




---

---


---




---

---

---




---

---

---



Name \_\_\_\_\_

Use verbs to show action.

Put commas after the greeting and the closing in a letter.

**This letter is missing two commas and three verbs. Add the verbs from the box. Add the commas.**

saved

baked

ate

Hello Nan

\_\_\_\_\_

-----

Mom and I \_\_\_\_\_ a cake. Then

-----

we \_\_\_\_\_ some. It was very good. I

-----

\_\_\_\_\_ some for you in a tin. Come to

see me. Then you can have some cake, too.



Your best pal

Pam



Name \_\_\_\_\_

Look at the signs. Draw a sign that means the opposite.


1.




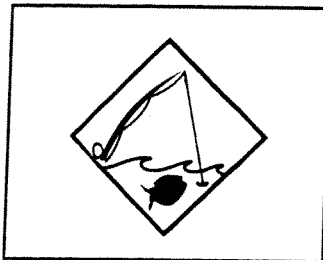
2.





3.




4.



5.



Name \_\_\_\_\_



Use the words from the box to answer the questions. Use as many long i words as you can.

hike

five

line

kite

bike

1. How many boys and girls are playing?

\_\_\_\_\_  
\_\_\_\_\_  
\_\_\_\_\_

2. What does Kim fly?

\_\_\_\_\_  
\_\_\_\_\_  
\_\_\_\_\_

Now write your own story about the picture.


\_\_\_\_\_  
\_\_\_\_\_  
\_\_\_\_\_  
\_\_\_\_\_  
\_\_\_\_\_  
\_\_\_\_\_

Name \_\_\_\_\_

call      How      more      funny      There      so

Use the words in the box to complete the story.

\_\_\_\_\_  
\_\_\_\_\_  
\_\_\_\_\_ are many nuts in Squirrel's house.




\_\_\_\_\_ will Squirrel use the nuts?



He will dig a hole \_\_\_\_\_ he can save some nuts.

\_\_\_\_\_

He will use \_\_\_\_\_ nuts to make things.




\_\_\_\_\_

He will \_\_\_\_\_ his friend to help.

\_\_\_\_\_

Squirrel reads a \_\_\_\_\_ book on his new bed.




Name \_\_\_\_\_

Reteaching

**10-3**

## Telling and Writing Time to the Half Hour




When it is 7:30, the hour hand will be halfway between

7 and 8.

The minute hand

will be on 6.



The hour hand is shorter than the minute hand.



Complete each sentence.

Then draw the hands on the clock face.





The hour hand will be halfway between 3 and 4.

The minute hand will be on 6.




The hour hand will be halfway between \_\_\_\_\_ and \_\_\_\_\_.

The minute hand will be on \_\_\_\_\_.



The hour hand will be halfway between \_\_\_\_\_ and \_\_\_\_\_.

The minute hand will be on \_\_\_\_\_.



Name \_\_\_\_\_


Practice

**10-3**


# Telling and Writing Time to the Half Hour

Write the time shown on each clock.


1.




2.



3.



4.





## Journal

5. Show 3:00 on the first clock.

On the second clock, show the time 30 minutes later.

Is the hour hand still on 3?

Explain.



---

---




---

Name \_\_\_\_\_

Reteaching

**10-5**

## Problem Solving: Use Data from a Table

Nature Center Schedule	
Activity	Time
 Hike	9:00
 Feed Turtles	10:00
 Pick Flowers	11:00
 Bird Watch	12:00

A schedule tells the time at which activities start.

Look for the activity.

The hike starts at 9:00.

Look at the time.

At 12:00 we Bird Watch.

Use the schedule to answer the questions. Circle your answer.

1. Which activity comes just before feeding the turtles?

Bird Watch

Hike

Pick Flowers

2. Which activity comes just after picking flowers?

Hike

Feed Turtles

Bird Watch

3. At what time does the activity Pick Flowers begin?

9:00

10:00

11:00

4. Which activity starts at 10:00?

Hike

Feed Turtles

Bird Watch






Name \_\_\_\_\_

Practice

**10-5**

## Problem Solving: Use Data from a Table

Use the schedule to answer the questions.

Time	Activity
9:00	 Art
9:30	 Tee-Ball
10:00	 Music
10:30	 Puppet Theater
11:00	 Swimming

1. What activity is at 9:00? \_\_\_\_\_
2. What activity is just before Music? \_\_\_\_\_
3. What activity is just after Puppet Theater? \_\_\_\_\_

---

## Reasoning

4. At what time does Music begin?

9:00

☐

9:30

☐

10:00

☐

10:30

☐



# 第十课 书包里有什么？

xiě yì xiě dú yì dú  
写一写，读一读

Read and Write

New Words 生字	Radicals 部首	Write the characters 写一写					Read aloud 读一读
nà	yòu ěr	nà					nà lǐ
那	阝	那					那里
shū	yǐ	shū					shū běn
书	乙	书					书本
bāo	bāo	bāo					bāo zi
包	勹	包					包子
bái	bái	bái					bái bǎn
白	白	白					白板
běn	mù	běn					yì běn shū
本	木	本					一本书

jiā zhǎng yì jiàn  
家长意见:

Parent's Comment:

qiān míng  
签名:  
Signature: \_\_\_\_\_

dì jiǔ kè jīn tiān shì xīng qī jǐ  
第九课 今天星期几?

xiě yī xiě dú yì dú  
写一写, 读一读

Read and Write

New Words 生字	Radicals 部首	Write the characters 写一写						Read aloud 读一读
zuó	rì	zuó						zuó tiān
昨	日	昨						昨天
tiān	yī	tiān						tiān tiān
天	一	天						天天
xīng	qī	xīng						xīng xīng
星	日	星						星星
qī	yuè	qī						rì qī
期	月	期						日期
ma	kǒu	ma						hǎo ma
吗	口	吗						好吗

jiā zhǎng yì jiàn  
家长意见:  
Parent's Comment:

qiān míng  
签名:  
Signature: \_\_\_\_\_

dì jiǔ kè jīn tiān shì xīng qī jǐ  
第九课 今天星期几?

xiě yì xiě bù shǒu  
写一写部首

写一写部首

How to write stroke by stroke



马	mǎ	horse	一	马	马						
马	马	马									



金	金	金	金	金	金	金	金	金
金	金	金						

xiě yì xiě dú yì dú  
写一写，读一读

Read and Write

New Words 生字	Radicals 部首	Write the characters 写一写					Read aloud 读一读
míng	rì	míng					míng nián
明	日	明					明年

第几课 今天是几月几日

xiě yì xiě dú yì dú  
写一写，读一读

Read and Write

New Words 生字	Radicals 部首	Write the characters 写一写						Read aloud 读一读
yuè	yuè	yuè						zhì gè yuè
月	月	月						这个月
shēng	shēng	shēng						shēng rì
生	生	生						生日
jīn	rén	jīn						jīn tiān
今	人	今						今天
nián	piě	nián						jīn nián
年	丿	年						今年

jiā zhǎng yì jiàn  
家长意见:  
Parent's Comment:

qiān míng  
签名:  
Signature:

